
















Find your shoe brand in the left column, then locate the style in the columns to the right – OR – match your shoe's cleat receptacle to one of the images across the top row, then choose any Softspikes® or Champ® cleat package that fits that Insert System.

*If your shoe is not on this chart, or you need more information about choosing the right replacement cleats, visit [www.softspikes.com/crg](http://www.softspikes.com/crg).*

<p><b>START HERE</b></p>	<p><i>If your receptacle looks like one of these:</i></p>  <p>Select a cleat for these Insert Systems:</p>	<p><i>If your receptacle looks like this:</i></p>  <p>Select a cleat for these Insert Systems:</p>	<p><i>If your receptacle looks like this:</i></p>  <p>Select a cleat for this Insert System:</p>	<p><i>If your receptacle looks like this:</i></p>  <p>Select a cleat for this Insert System:</p>	<p><i>If your receptacle looks like this:</i></p>  <p>Select a cleat for this Insert System:</p>	<p><i>If your receptacle looks like this:</i></p>  <p>Select a cleat for this Insert System:</p>
<p><b>LOCATE YOUR SHOE BRAND</b></p>		   				
<p><b>ADIDAS</b></p>		<p>All Styles 2002-2009</p>	<p>All Styles After 2009</p>		<p>Traxion Paragon 2001-2006</p>	
<p><b>ASICS</b></p>		<p>All Styles After 2010</p>				
<p><b>CALLAWAY</b></p>	<p>All Styles After 2015</p>	<p>2015 Styles: Chev Aero; 2014 Styles: Chev Force, Chev Lite; 2013 Styles: C-Tech Saddle, C-Tech Summer, Sport ERA; All Styles Before 2013</p>	<p>2015 Styles: X Cage Pro, X Nitro; 2013 Styles: TA Chev Bulcher, Tour Staff, Razr X, XTreme</p>			
<p><b>ECCO</b></p>	<p>All Styles 2014 and After</p>	<p>All Styles Before 2008</p>		<p>All Styles 2008-2013</p>	<p>World Class Series</p>	
<p><b>FOOTJOY</b></p>	<p>Freestyle, DNA 2.0, DNA Helix, ContourFIT, FJ Energize, Tour-S; All Styles 2019 and After</p>	<p>All Styles 1999-2017 (excluding Classics, Dry Premiere, M:Project, DNA, 2014 SuperLite styles 58004 and 58012)</p>	<p>M:Project, DNA, 2014 SuperLite (Styles 58004 and 58012)</p>		<p>Classics/Dry Premiere, 1857</p>	<p>All Styles Before 1999</p>
<p><b>NEW BALANCE</b></p>	<p>All Styles 2014 and After</p>			<p>All Styles Before 2014</p>		
<p><b>NIKE</b></p>	<p>Lunar Control, Air Zoom Precision, Air Zoom Direct, Lunar Command 2; All Styles 2018 and After</p>	<p>All Styles 2010-2018 (excluding Lunar Control, Air Zoom Precision, Air Zoom Direct, Lunar Command 2)</p>	<p>TW 2015, F2 Premiere</p>	<p>All Styles 2001-2009</p>	<p>All Styles Before 2001</p>	
<p><b>OAKLEY</b></p>		<p>All Styles Before 2013</p>	<p>All Styles 2013 and After</p>			
<p><b>PUMA</b></p>	<p>All Styles 2020 and After (excluding IGNITE Drive &amp; Drive Fusion)</p>	<p>All Styles 2010-2011; 2012 Styles: Ace 2, Club 917, Jigg, PG Roma</p>	<p>All Styles 2013-2019 (excluding PWRAdept, Blaze Sport, PROAdapt); 2012 Styles: Iso Pro, Spark Sport, Cell Fusion, Super Cell</p>	<p>All Styles Before 2010</p>	<p>SF Lux Limited</p>	
<p><b>SKECHERS</b></p>			<p>All Styles 2014 and After</p>			
<p><b>TRUE LINKSWEAR</b></p>	<p>All Styles</p>					
<p><b>UNDER ARMOUR</b></p>	<p>All Styles</p>					
<p><b>WALTER HAGEN</b></p>		<p>All Styles</p>				

**COMPATIBILITY NOTES:** Fast Twist® 3.0 was previously branded as Tour Lock™ and they are cross-compatible. • Tri-LOK® is cross-compatible with Fast Twist®. • Slim-LOK® and Fast Twist® 3.0 are cross-compatible. Fast Twist® 3.0 cleats will fit Slim-LOK®, Fast Twist®, Tri-LOK® and Tour Lock™ receptacles.