














Find your shoe brand in the left column, then locate the style in the columns to the right – OR – match your shoe’s cleat receptacle to one of the images across the top row, then choose any Softspikes® or Champ® cleat package that fits that Insert System.

If your shoe is not on this chart, or you need more information about choosing the right replacement cleats, visit www.softspikes.com/crg.

<p>START HERE</p>	<p><i>If your receptacle looks like one of these</i></p>  <p>Select a cleat for these Insert Systems:</p>	<p><i>If your receptacle looks like this</i></p>  <p>Select a cleat for these Insert Systems:</p>	<p><i>If your receptacle looks like this</i></p>  <p>Select a cleat for this Insert System:</p>	<p><i>If your receptacle looks like this</i></p>  <p>Select a cleat for this Insert System:</p>	<p><i>If your receptacle looks like this</i></p>  <p>Select a cleat for this Insert System:</p>	<p><i>If your receptacle looks like this</i></p>  <p>Select a cleat for this Insert System:</p>
<p>LOCATE YOUR SHOE BRAND</p> 						
ADIDAS		All Styles 2002-2009	All Styles After 2009		Traxion Paragon 2001-2006	
ASICS		All Styles After 2010				
CALLAWAY	All Styles After 2015	2015 Styles: Chev Aero; 2014 Styles: Chev Force, Chev Lite; 2013 Styles: C-Tech Saddle, C-Tech Summer, Sport ERA; All Styles Before 2013	2015 Styles: X Cage Pro, X Nitro; 2013 Styles: TA Chev Bulcher, Tour Staff, Razr X, XTreme			
ECCO	All Styles 2014 and After	All Styles Before 2008		All Styles 2008-2013	World Class Series	
FOOTJOY	Freestyle, DNA 2.0, DNA Helix, ContourFIT, FJ Energize, Tour-S; All Styles 2019 and After	All Styles 1999-2017 (excluding Classics, Dry Premiere, M:Project, DNA, 2014 SuperLite styles 58004 and 58012)	M:Project, DNA, 2014 SuperLite (Styles 58004 and 58012)		Classics/Dry Premiere, 1857	All Styles Before 1999
NEW BALANCE	All Styles 2014 and After			All Styles Before 2014		
NIKE	Lunar Control, Air Zoom Precision, Air Zoom Direct, Lunar Command 2; All Styles 2018 and After	All Styles 2010-2018 (excluding Lunar Control, Air Zoom Precision, Air Zoom Direct, Lunar Command 2)	TW 2015, F2 Premiere	All Styles 2001-2009	All Styles Before 2001	
OAKLEY		All Styles Before 2013	All Styles 2013 and After			
PUMA	All Styles 2020 and After (excluding IGNITE Drive & Drive Fusion)	All Styles 2010-2011; 2012 Styles: Ace 2, Club 917, Jigg, PG Roma	All Styles 2013-2019 (excluding PWRAdapt, Blaze Sport, PROAdapt); 2012 Styles: Iso Pro, Spark Sport, Cell Fusion, Super Cell	All Styles Before 2010	SF Lux Limited	
SKECHERS			All Styles 2014 and After			
TRUE LINKSWEAR	All Styles					
UNDER ARMOUR	All Styles					
WALTER HAGEN		All Styles				

COMPATIBILITY NOTES: Fast Twist® 3.0 was previously branded as Tour Lock™ and they are cross-compatible. • Tri-LOK® is cross-compatible with Fast Twist®. Slim-LOK® and Fast Twist® 3.0 are cross-compatible. Fast Twist® 3.0 cleats will fit Slim-LOK®, Fast Twist®, Tri-LOK® and Tour Lock™ receptacles.